

GCL- NT12/66GDF



695-710W

**Bifacial Dual Glass
Monocrystalline Module**

710W

Maximum Power Output

22.9%

Maximum Module Efficiency

0~+5W

Power Output Guarantee

GCL Delivers Reliable Performance Over Time

- World-class manufacturer of crystalline silicon photovoltaic modules
- Fully automatic facility and world-class technology
- Long term reliability tests
- 2x100% EL inspection ensuring defect-free modules

Comprehensive System and Product Certifications

- IEC61215, IEC61730
- ISO9001:2015 Quality management systems
- ISO14001:2015 Environmental management systems
- ISO45001:2018 Occupational health and safety management systems
- IEC62941:2019 Terrestrial photovoltaic (PV modules - Quality system for PV module manufacturing)



Ideal choice for large scale ground installation



Non-destructive cutting, reduce potential micro crack risk

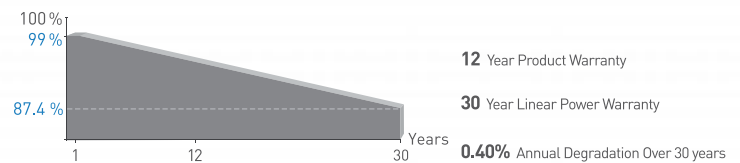


N type Technology: The N-type Module has better reliability and lower LID/Letid



Large size silicon wafer module can reduce the cost of PV support bracket, combining manifolds, cable, land and so on, thus thinning the LCOE

Linear Performance Warranty



* Please refer to GCL standard warranty for details

Additional Insurance Backed by Swiss RE

* Please refer to GCL for details



Electrical Specification (STC&BNPI) | GCL-NT12/66GDF xxx(xxx=695-710)

Testing Conditions		STC	BNPI	STC	BNPI	STC	BNPI	STC	BNPI
Maximum Power	Pmax[W]	695	765	700	770	705	775	710	780
Maximum Power Voltage	Vmp[V]	39.86	/	40.06	/	40.27	/	40.46	/
Maximum Power Current	Imp[A]	17.44	/	17.47	/	17.51	/	17.55	/
Open Circuit Voltage	Voc[V]	47.55	47.67	47.74	47.85	47.93	48.03	48.12	48.21
Short Circuit Current	Isc[A]	18.35	20.27	18.38	20.31	18.42	20.35	18.46	20.39
Module Efficiency	[%]	22.4		22.5		22.7		22.9	

*STC: Irradiance 1000W/m², Cell Temperature 25°C, Air Mass 1.5 *BNPI: Irradiance of front 1000W/m², rear 135W/m²

*Measurement uncertainty:±3%[Pmax]; Voc Tolerance:±3%; Isc Tolerance:±4%

Electrical Specification (NOCT*)

Maximum Power	Pmax [W]	527.2	530.9	534.8	538.8
Maximum Power Voltage	Vmp [V]	37.55	37.73	37.93	38.13
Maximum Power Current	Imp [A]	14.04	14.07	14.10	14.13
Open Circuit Voltage	Voc[V]	45.00	45.20	45.40	45.60
Short Circuit Current	Isc [A]	14.80	14.83	14.86	14.89

* Irradiance 800W/m², Ambient Temperature 20°C, Wind Speed 1m/s

Electrical characteristics with different power bin (reference to 10% Irradiance ratio)

Maximum Power	Pmax [W]	751.0	755.9	761.5	766.7
Maximum Power Voltage	Vmp [V]	39.86	40.06	40.27	40.46
Maximum Power Current	Imp [A]	18.84	18.87	18.91	18.95
Open Circuit Voltage	Voc[V]	47.55	47.74	47.93	48.12
Short Circuit Current	Isc [A]	19.82	19.85	19.89	19.94

Mechanical Data

Number of Cells	132 Cells (6×22)
Dimensions of Module L*W*H (mm)	2384×1303×33mm (93.86×51.30×1.30 inches)
Weight [kg]	38.5 kg
Front Side Glass	2.0mm (0.08 inches), Anti-Reflection Coating
Back Side Glass	2.0mm (0.08 inches), Heat Strengthened Glass
Frame	Anodized aluminium alloy
Cable	4.0mm ² , Portrait: +300/-200mm length can be customized
Fire rating	IEC Class C
Wind/ Snow Load	2400Pa/ 5400Pa*
Protection Class	ClassII
Bifaciality	Pmax=80%, Voc=95%, Isc=80% (±5%)

* For more details please check the installation manual of GCLSI

Temperature Ratings

Nominal Operating Cell Temperature (NOCT)	45±2°C
Temperature Coefficient of Isc	+0.045%/°C
Temperature Coefficient of Voc	-0.26%/°C
Temperature Coefficient of P _{MAX}	-0.29%/°C

Packaging Configuration

Module per box	33 pieces
Module per 40' container	594 pieces

Optional /Connector

Suzhou Bright Photovoltaic Electronic Technology Co.,Ltd.:B01/B05x

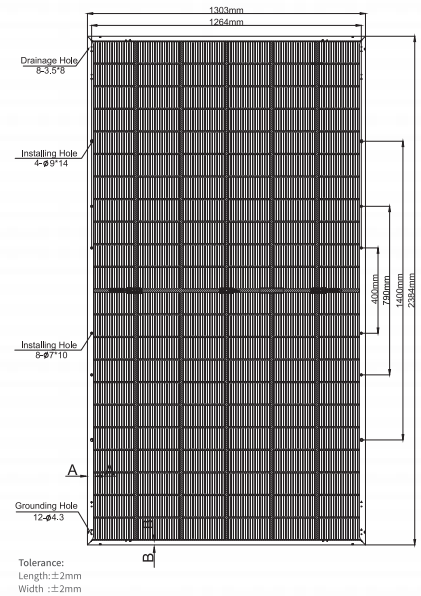
Suzhou Xtong Photovoltaic Technologies Co., Ltd.:XT2,PV-XT101.1 , PV-XT101.2

Stäubli Electrical Connectors AG :PV-KST4-EVO2A/xy,PV-KBT4-EVO2A/xy & PV-KST4-EVO2/xy_UR,PV-KBT4-EVO2/xy_UR

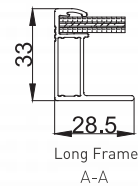
Maximum Ratings

Operational Temperature	-40~+85°C
Maximum System Voltage	1500V DC
Max Series Fuse Rating	35A

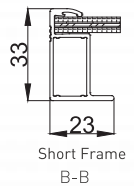
Module Dimension



Back View

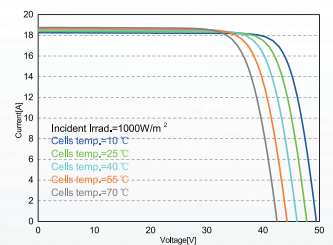


Long Frame A-A

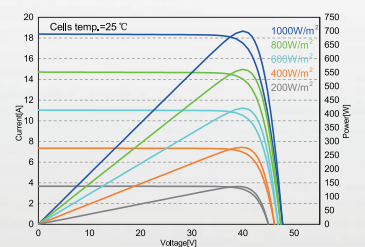


Short Frame B-B

I-V Curve at Different Temperature (710W)



I-V/P-V Curve at Different Irradiation (710W)



CAUTION: READ INSTALLATION MANUAL BEFORE USING THE PRODUCT

Contact Us for More Information

GCL System Integration Technology Co.,Ltd.

Jianghai Economic Zone, Nanqiao Town Fengxian District,201406 Shanghai P.R.China

website: www.gclsi.com email: gclsisales@gclsi.com

